




Limit Switch (CSA-012)





Description:

Limit switches are used in a variety of applications and environments because of their ruggedness, ease of installation, and reliability of operation. They can determine the presence or absence, passing, positioning, and end of travel of an object. They were first used to define the limit of travel of an object; hence the name "Limit Switch".

Feature:

-  Strong metal outer shell, swing arm max. $\pm 95^\circ$
-  Stainless steel idler wheel, punch and spring
-  Selective M18x1.5 cable gland

Technical Specification:

Electrical attributes and Key features	
Double Break Mechanism	NO+NC Force Break snap action
Rated Voltage / Current	10(4)A, 125, 250VAC / 6(2)A, 380VAC For inductance Load, $\cos\phi=0.4$
Contact Resistance	25m Ω max. (initial value)
Insulation Resistance	100m Ω min. (at 500VDC)
Electrical Life	500,000 at 10A 250VAC Resistive
Mechanical Life	10, 000, 000 operations min. (under rated conditions)
Operating Speed	5mm/s to 0.5m/s
Ambient Temperature Raised	Max 30°C over ambient temperature at rated voltage/current
Operating Temperature	-5°C~+65°C (with no icing)
Storage Temperature	-5°C~+65°C (with no icing)
Ambient Operating Humidity	95% RH Max
Shock Resistance	Mechanical durable: 1000m/s ² min. Malfunction: 300m/s ² min.
Approval	   
Operating force	800g
Protection	IP66 (IEC Standard)



[Click here for more.....](#)



Authorized distributor of Cntd in Bangladesh

